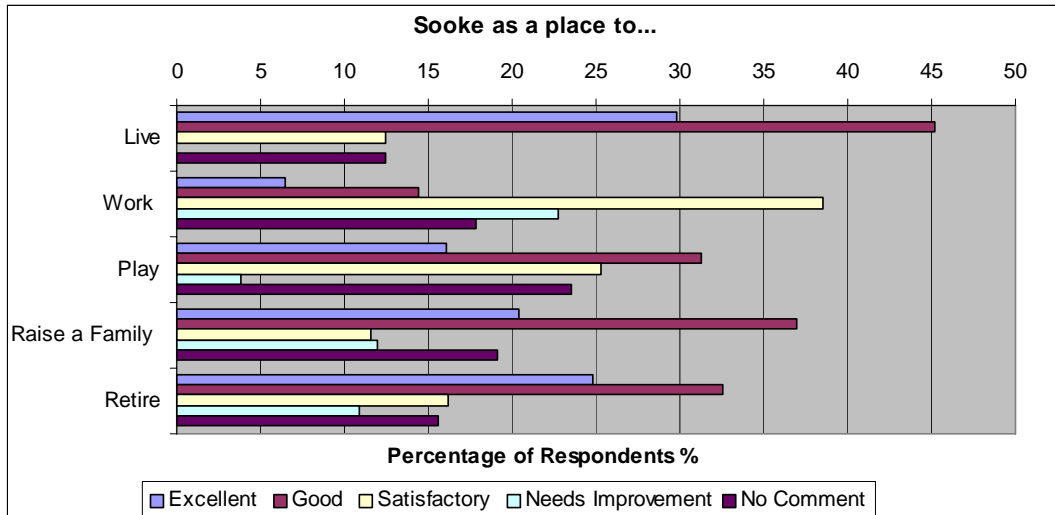


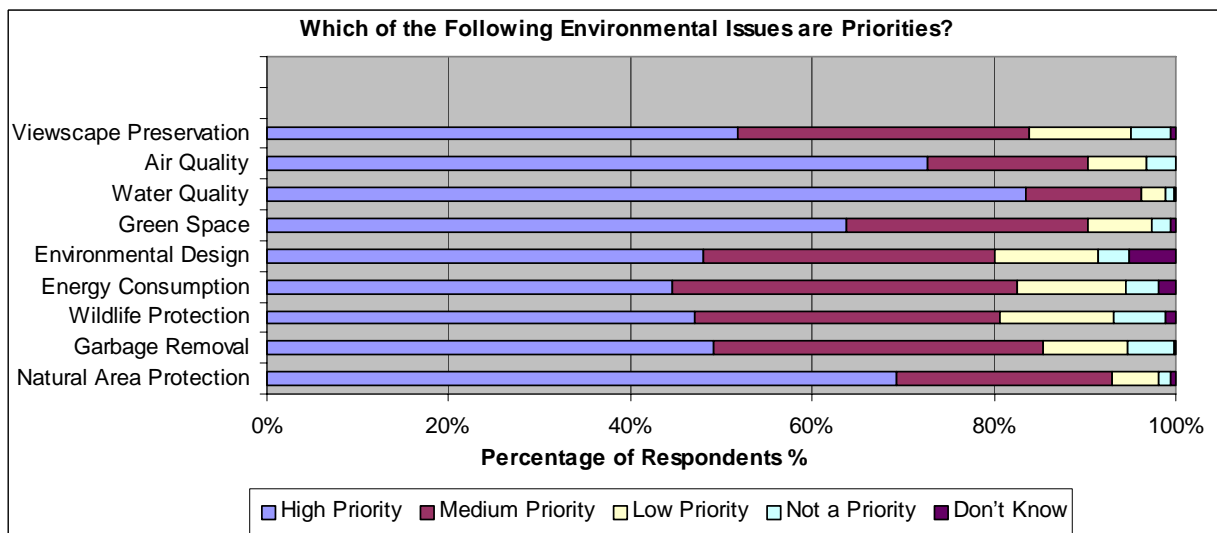
Sooke OCP Review



Community Survey Results



74% of Sooke residents surveyed indicated that Sooke is an excellent or good place to live while 57% of respondents felt the same way regarding 1) raising a family and 2) retiring in Sooke. However, 23% of residents felt that Sooke needs improvement as a place to work.



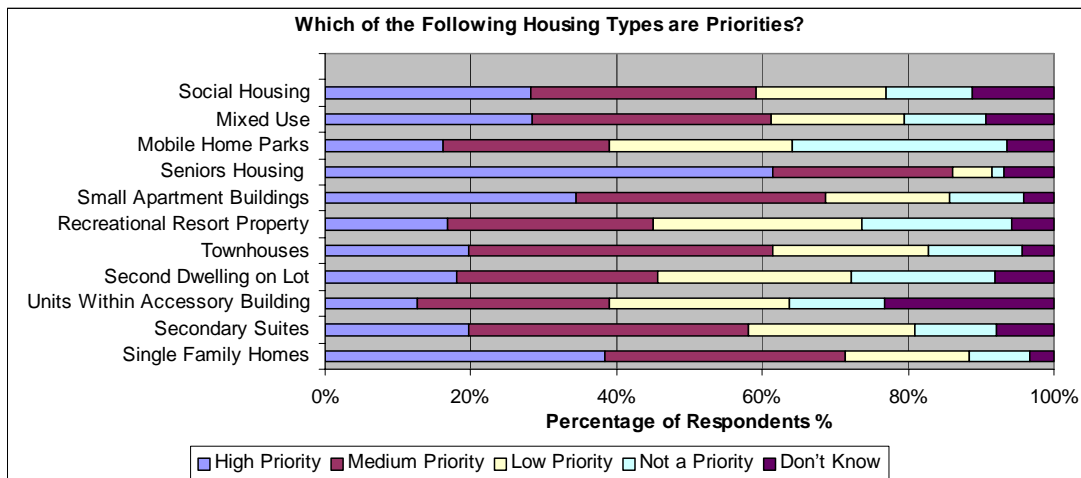
83% of Sooke residents surveyed indicated that the environmental issue of water quality is a high priority while 72% of residents indicated that air quality is a high priority as did 69% of respondents regarding natural area protection. Overall, issues related to environmental concerns rated very highly with Sooke residents.



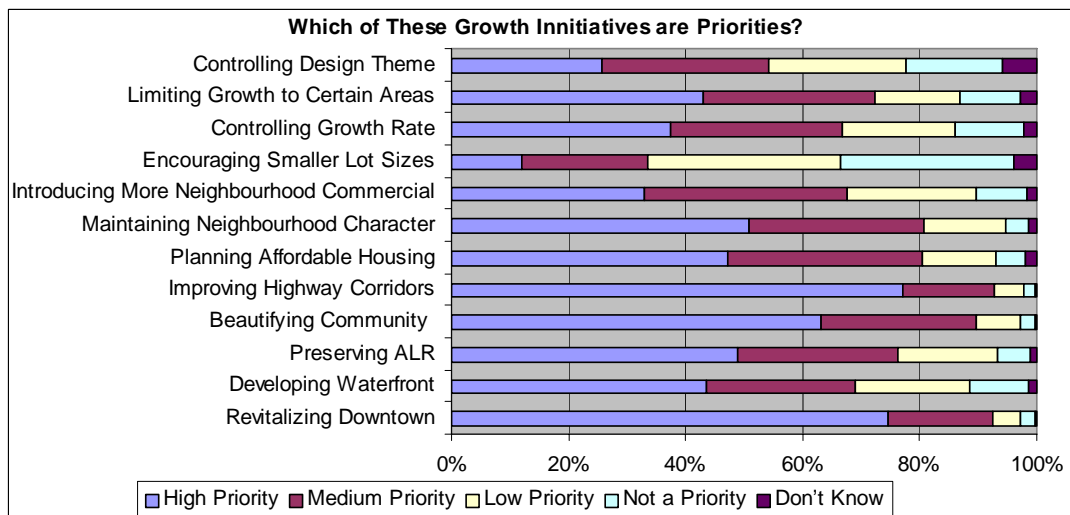
Sooke OCP Review



Community Survey Results



61% of survey respondents indicated that seniors housing is a high priority while a further 38% indicated that single family homes are also a high priority. 29% of respondents stated that mobile home parks are a low priority while a further 41% indicated that townhouses are a medium priority.



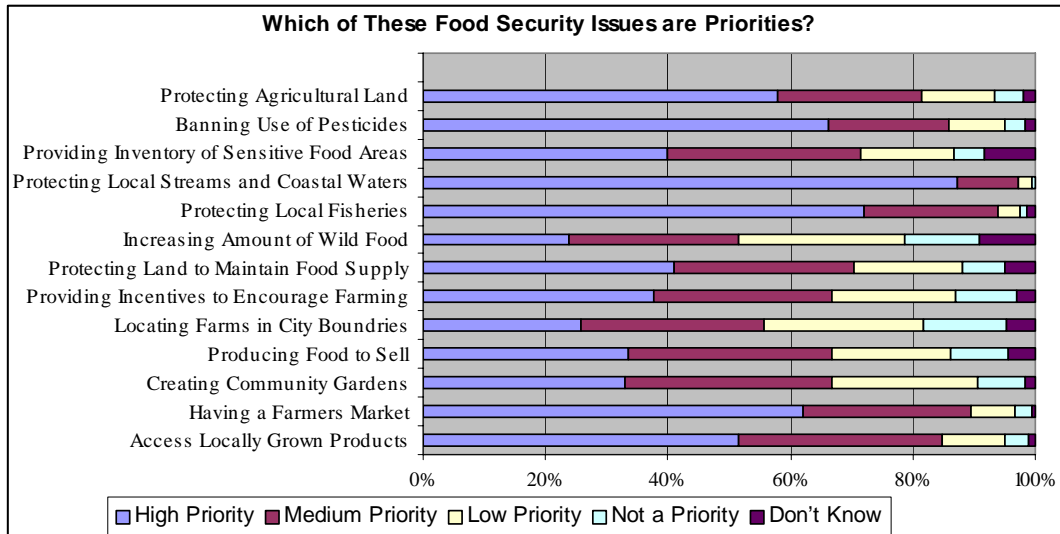
77% of respondents indicated that improving highway corridors is a high priority and 74% of residents indicated that revitalizing downtown is also a high priority. It should also be noted that 30% of respondents indicated that encouraging smaller lot sizes is not a priority.



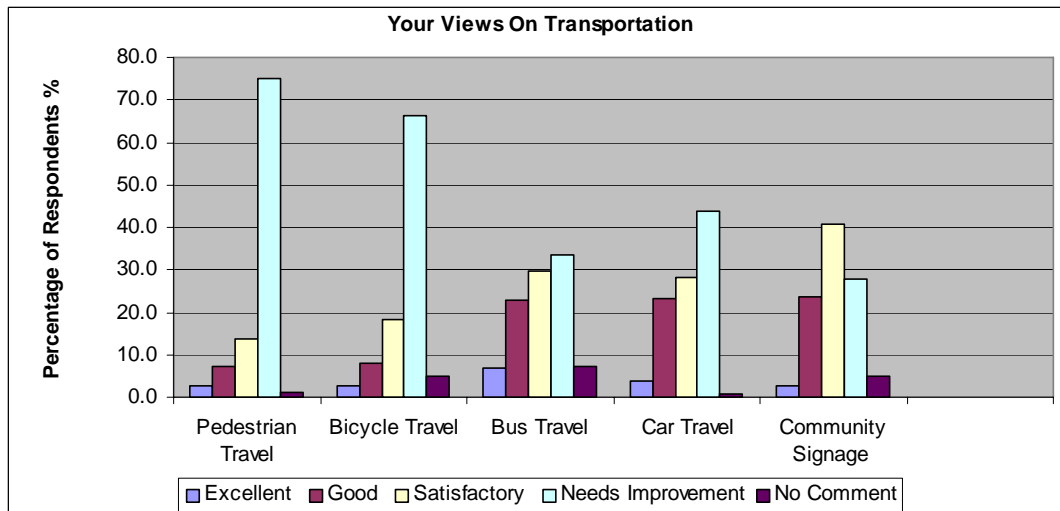
Sooke OCP Review



Community Survey Results



87% of respondents indicated that protecting local streams and coastal waters is a high priority and a further 72% felt that protecting local fisheries is also a high priority. 27% of residents surveyed indicated that increasing the amount of wild food is not a priority while 26% of respondents felt that locating farms in city boundaries is also not a priority.



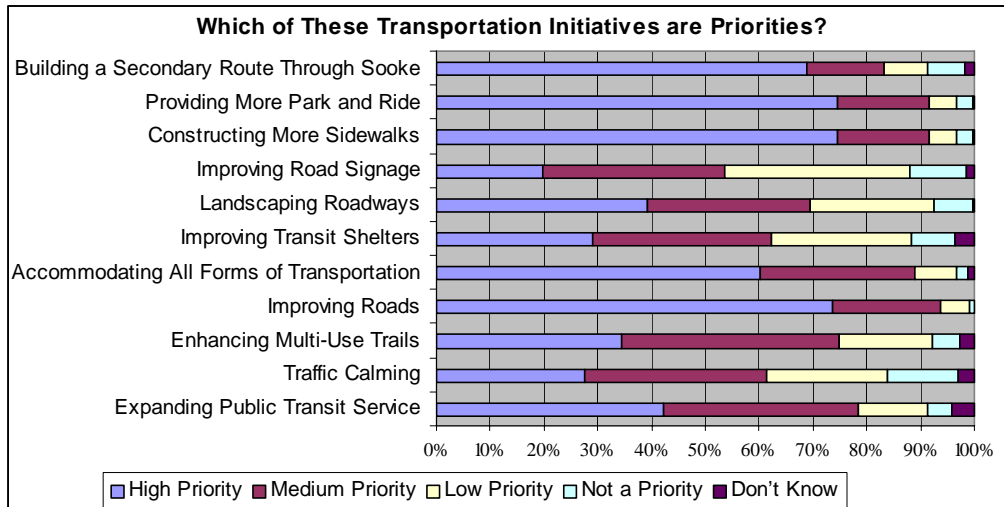
When asked about transportation, 75% of residents surveyed indicated that pedestrian travel needs improvement and a further 66% indicated the same for bicycle travel and 44% stated that car travel also needs improvement.



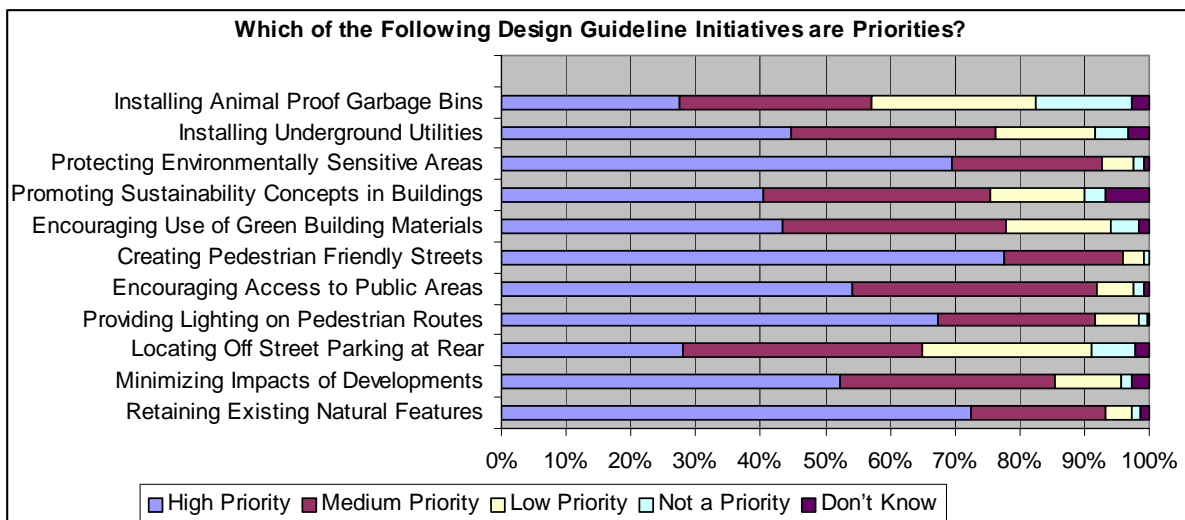
Sooke OCP Review



Community Survey Results



75% of Sooke residents surveyed indicated that 1) providing more park and ride and 2) constructing more sidewalks are high priorities. Another 74% of respondents felt that improving roads is also a high priority and finally, 69% of residents felt that building a secondary route through Sooke is a high priority.



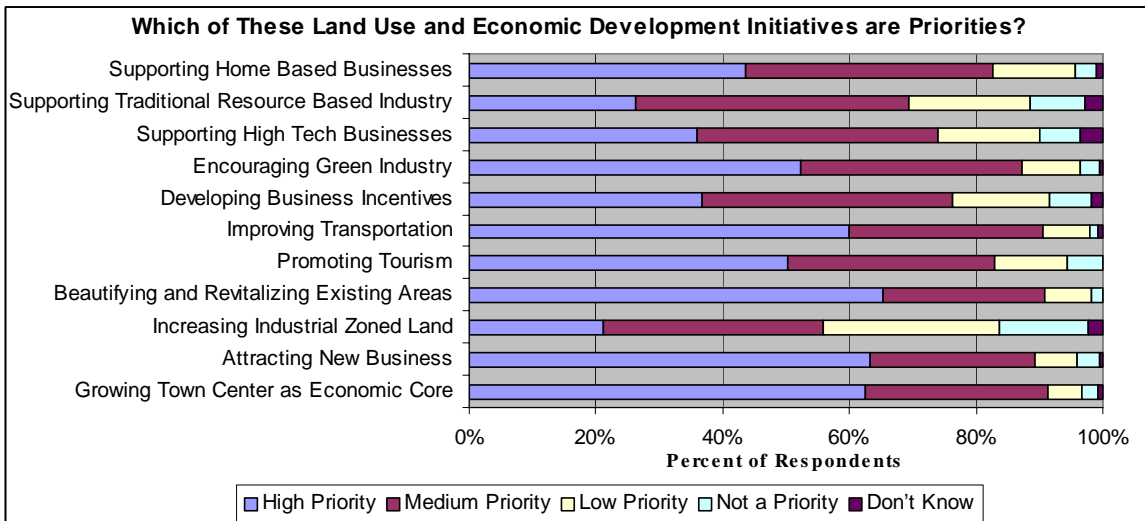
78% of residents that responded indicated that creating pedestrian friendly streets is a high priority while 73% of respondents indicated that initiatives relating to retaining existing natural features are also a high priority. 40% of respondents also indicated that installing animal proof garbage bins is an initiative that is a low priority or no priority



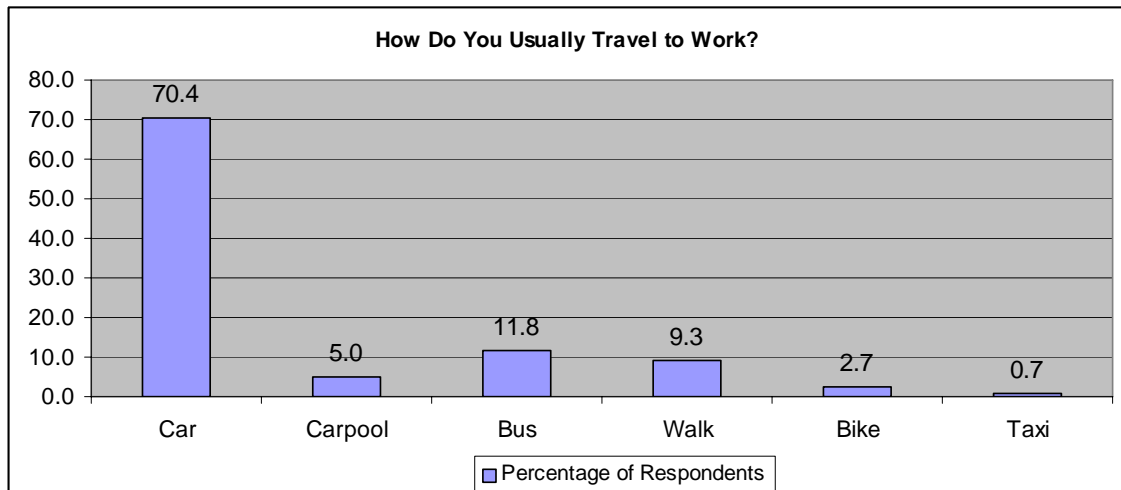
Sooke OCP Review



Community Survey Results



65% of respondents indicated that beautifying and revitalizing existing areas is a high priority while 63% felt it was a high priority to 1) attract new business and 2) growing the town center as the economic core. 28% of residents stated that increasing industrial zoned land was a low priority.



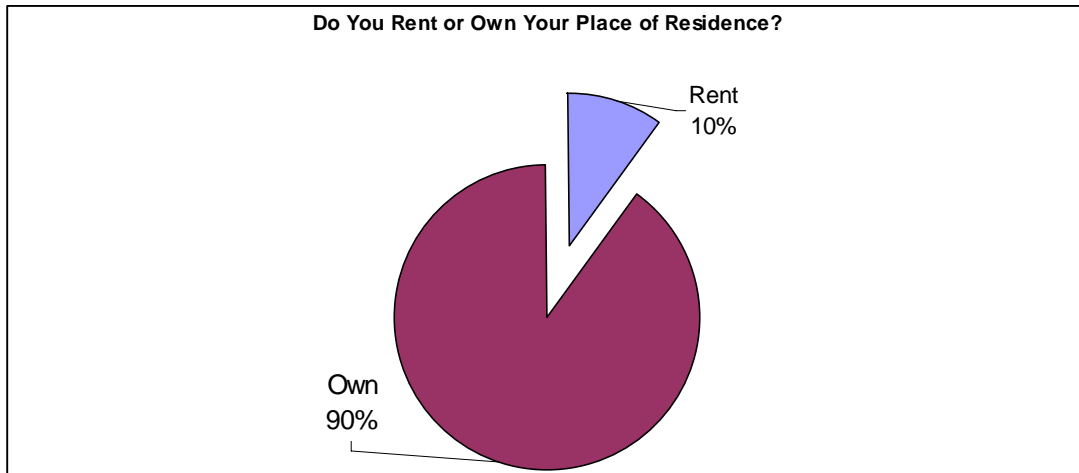
70% of residents surveyed indicated that they usually travel to work by car while a further 12% stated that they traveled to work by bus. 5% of respondents carpool to work and less than 3% of residents travel by bike to work.



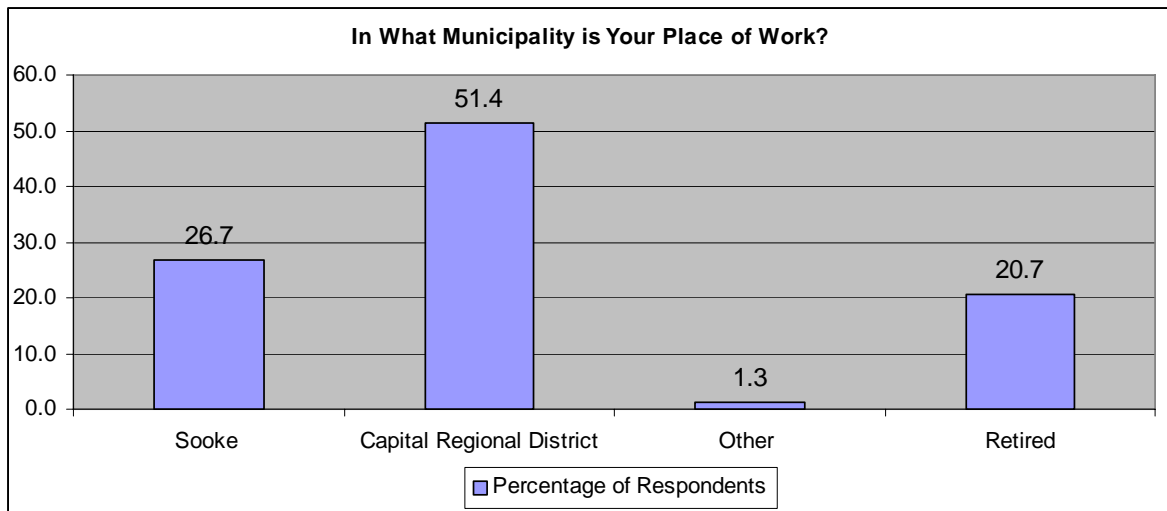
Sooke OCP Review



Community Survey Results



90% of Sooke residents surveyed indicated that they own their place of residence while the remaining 10% of residents surveyed rent their residence.



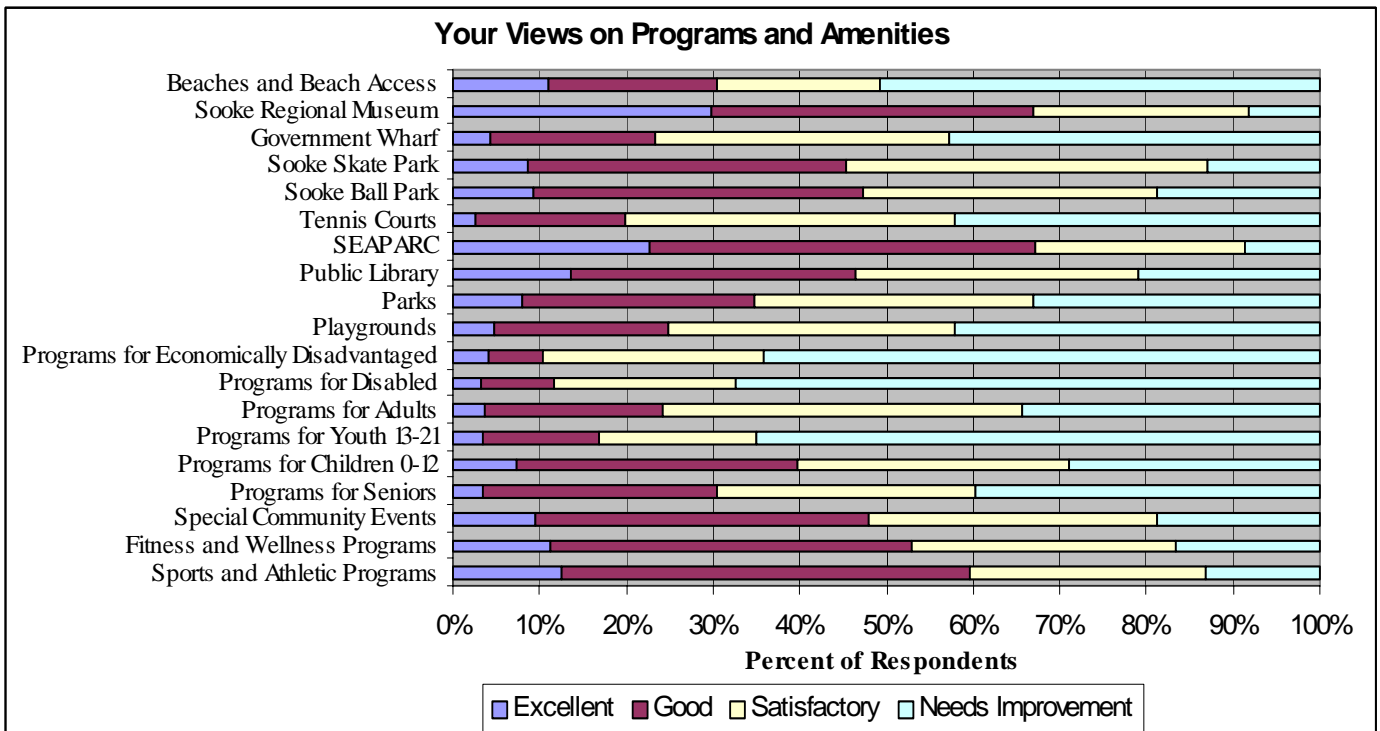
51% of Sooke residents surveyed stated that they work outside of Sooke but in a municipality within the Capital Regional District. 27% of respondents work in Sooke while 21% of residents surveyed indicated that they were retired



Sooke OCP Review



Community Survey Results



67% of Sooke residents rated 1) the Sooke regional museum and 2) SEAPARC as excellent or good. However 67% of residents indicated that programs for persons with disabilities needs improvement while a further 65% indicated that programs for youth ages 13-21 needs improvement.



**MAZZONI &
ASSOCIATES
PLANNING**



Sooke OCP Review



Community Survey Results

List up to three things you like most about living in Sooke.

Top 5 Responses

1. Small town
2. Friendly people
3. Sense of quiet
4. Rural feel
5. Access to ocean

List up to 3 things you like least about living in Sooke.

Top 5 Responses

1. Downtown appearance
2. Traffic congestion
3. Lack of shopping
4. One road in and out
5. Lack of sidewalks

Additional Comments on the Environment

Top 5 Responses

1. Protect natural beauty
2. Better recycling program
3. Drop-off for yard waste
4. No burning
5. Protect wildlife

Additional Comments on Programs and Amenities

Top 5 Responses

1. Beach access is disappearing
2. Youth programs
3. Expand SEAPARC
4. Access to government wharf
5. Bigger library

Additional Comments on Growth Management

Top 5 Responses

1. Balance growth with infrastructure
2. Better road access into Sooke
3. Downtown on the waterfront
4. Only growth to keep small town feel
5. Improved access to waterways
5. Beautify the core

Additional Comments on Food Sooke?

Top 5 Responses

1. Protect agriculture land if it is viable
2. Support a farmers market
3. Encourage farming
4. Buy locally
5. Become more self sufficient



Sooke OCP Review



Community Survey Results

Additional Comments on Transportation

Top 5 Responses

1. Create an alternate route
2. Have a better bus system
3. Build new sidewalks
4. Build and repair roads
5. Build and monitor bus shelters

Additional Comments on Design Guidelines .

Top 5 Responses

1. Build sidewalks
2. More lights
3. Develop waterfront
4. Implement green designs
5. Access to government wharf

Additional Comments on Future Development

Top 5 Responses

1. Become tourist destination
2. Beautify community
3. Downtown on the waterfront
4. Help existing business
5. Have better bus schedule

Thinking Ahead 10 Years – Triple Bottom Line

Social Future

Top 5 Responses

1. Medical building/clinic
2. Safe/friendly
3. Youth activities
4. Better education
5. Recreation for all

Economic Future

Top 5 Responses

1. More employment
2. Tourism
3. Better quality shopping
4. Diverse development
5. Light industry

Environmental Future

Top 5 Responses

1. Healthy environment
2. Better recycling
3. Clean water
4. Clean air
5. Preserve green space

